

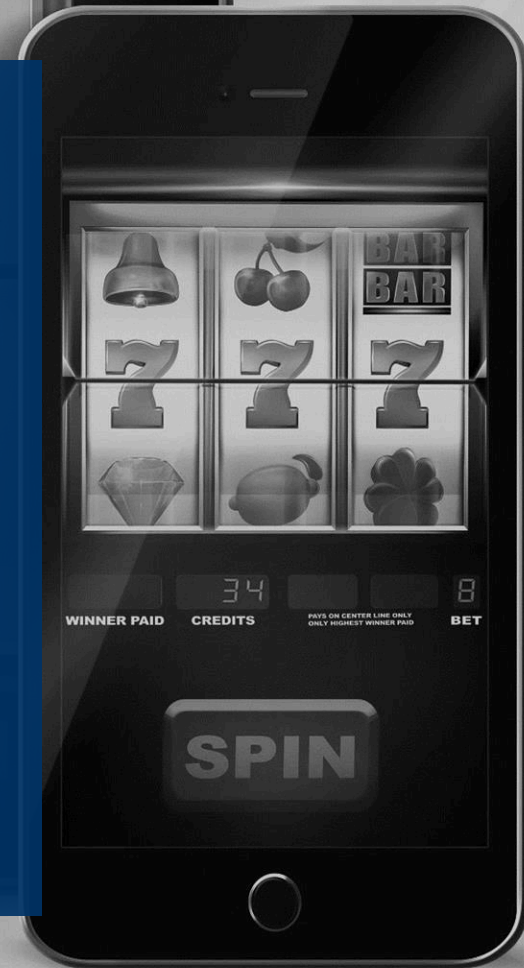


Eilers & Krejczik
Gaming



EILERS-FANTINI Online Game Performance Report – July '21

Published on July 28, 2021



This presentation has been prepared exclusively for clients of Eilers & Krejczik Gaming, LLC and Fantini Research. No parts of this report may be copied, reproduced, or disseminated without prior written consent. Please note there is a 24-hr embargo period applied to this report.



Dear Readers,

This is our second **Online Game Performance Report**. The goal with this report is to track how games perform in the North American online casino market. To do this, we collect monthly game performance data directly from Online Operators. We then validate, standardize, and aggregate the data within a secure Oracle Database. We then use this data to generate monthly game performance reports not limited to formats like this first report. In addition to our launch partners, we have several more online gaming operators that are committed to participating and we plan to add them in the coming months to grow the overall size of the database. Our goal is to grow this database in a similar fashion to our industry leading land-based game performance database (GPD) which currently tracks ~200,000 slots or 20% of the North American market.

Thank you to our current operating partners. We appreciate your support on this initiative and look forward to working with you going forward. For qualified online operators, our monthly reports will be free. For non-operators, the first couple of monthly reports will also be complimentary as we look to tweak and refine the reports and grow participation. Please remember this is only a small sample of the market and not meant to draw broad conclusions just yet. Although we do think some of the initial data is very interesting. As we continue to grow participation, we believe this database and the monthly reports will be a critical tool for both online operators as well as suppliers of content. Thank you.

Eilers & Krejcik Gaming, LLC

If you are interested
in participating or
subscribing,
please contact

RICK ECKERT

at

reckert@ekgamingllc.com

or call at

(702) 530 - 1377

Contents

- I. [Overview](#)
- II. [Key Insights](#)
- III. [Operator Participation](#)
- IV. [Online Casino Supplier & Type Mix](#)
- V. [Supplier Summary](#)
- VI. [Device Summary](#)
- VII. [Game Type Summary](#)
- VIII. [Overall Top Game Ranks](#)

OGPD Dashboards are Live!

OGPD Premium Dashboard users can now access enhanced report views and dive into key insights and analytics much like our land based GPD users. Simply select the tableau image below on any page in this report to drill down to additional information and view Top 50 Rankings.



OGPD Dashboard Link

Authors



Rick Eckert

Managing Director, Eilers & Krejcik Gaming, LLC
reckert@ekgamingllc.com



Todd Eilers

Principal, Eilers & Krejcik Gaming, LLC
teilers@ekgamingllc.com



Chris Grove

Principal, Eilers & Krejcik Gaming, LLC
cgrove@ekgamingllc.com



Chris Krafcik

Managing Director, Eilers & Krejcik Gaming, LLC
ckrafcik@ekgamingllc.com



Frank Fantini

CEO, Fantini Research
ffantini@fantiniresearch.com



Brendan Moore

Senior Analyst, Eilers & Krejcik Gaming, LLC
bmoore@ekgamingllc.com



EMBARGO NOTICE

Please note there is a 24-hr embargo period applied to this report.

If you are a subscriber, you are precluded from publishing a summary of this report or disseminating key highlights or data from the report via phone call or email outside of your organization with the first 24 hours after the report is published.

This report is embargoed until 07/29/2021 at 8:00am pacific time.

Contents

- Overview
- Key Insights
- Operator Participation
- Online Casino Supplier and Type Mix
- Supplier Summary
- Device Summary
- Game Type Summary
- Overall Top Game Ranks

Online Game Performance Dashboards
Now available!



Overview & Background

Description

We host the full burden of the infrastructure. All you need to do is log on and start monitoring.

Methodology

To prepare this report we utilized data from the EILERS-FANTINI Online Game Performance Database (OGPD).

Online Game Performance Database

The EILERS-FANTINI Online Game Performance Database (OGPD) tracks online game performance data provided by individual online casino operators on a monthly basis and then standardizes and aggregates the data. All data is held in a secure online database and no individual operator data is viewable.

Database subscribers can look up game performance information on individual games as well as create custom performance reports tailored to their specific business needs and geographic location.

The OGPD is an extension to the existing EILERS-FANTINI Central Game Performance Database (GPD), which is the largest central repository of game performance data in the world tracking over ~200,000 slot machines worldwide.

Participation Details

This database service is free to qualified gaming operators who participate and provide monthly performance data.

If you are not currently participating, but are interested, please contact Rick Eckert at reckert@ekgamingllc.com or call at 702-530-1377.

Overview – Participation Information

■ DATA SECURITY

- The EILERS-FANTINI partnership is a trusted brand within the Gaming industry and understands the need for strict data security.
- We are not collecting sensitive data like actual win or hold %. Rather, we are only asking for relative performance indexing vs average.
- Individual operator data will be transferred via a secure protocol and will be stored in a secure Oracle database.
- No individual operator data metrics will be viewable by anyone who accesses the database. Only summary level data will be available.
- Oracle Cloud operates an advanced intrusion detection system (IDS) for both internal and external customer facing networks.

■ DATA COLLECTION MATRIX

Site	Start Date
Device	Games Played
Supplier	Average Bet
Game Name	Coin in Index
Game Type	Theo Win Index

■ PARTICIPATION BENEFITS

- Participating online gaming operators will receive our monthly online game performance report for free (\$10,000 annual list value).
- Operating partners have the ability to benchmark individual gaming operations against the broader gaming industry with the ability to sort and filter data by multiple game characteristics.
- Online Operators can run top new game reports for individual game performance metrics on games recently introduced to the market to aid in purchasing decisions and to utilize your sites more efficiently.

■ PARTICIPATION DETAILS

This database service is free to qualified online gaming operators who participate and provide monthly performance data. If you are not currently participating, but are interested, please contact Rick Eckert at reckert@ekgamingllc.com



Rick Eckert
 Managing Director, Analytics
 Eilers & Krejcik Gaming, LLC
reckert@ekgamingllc.com

Overview – Statistics and Information

Online Casino Sites

9

Unique Game Themes

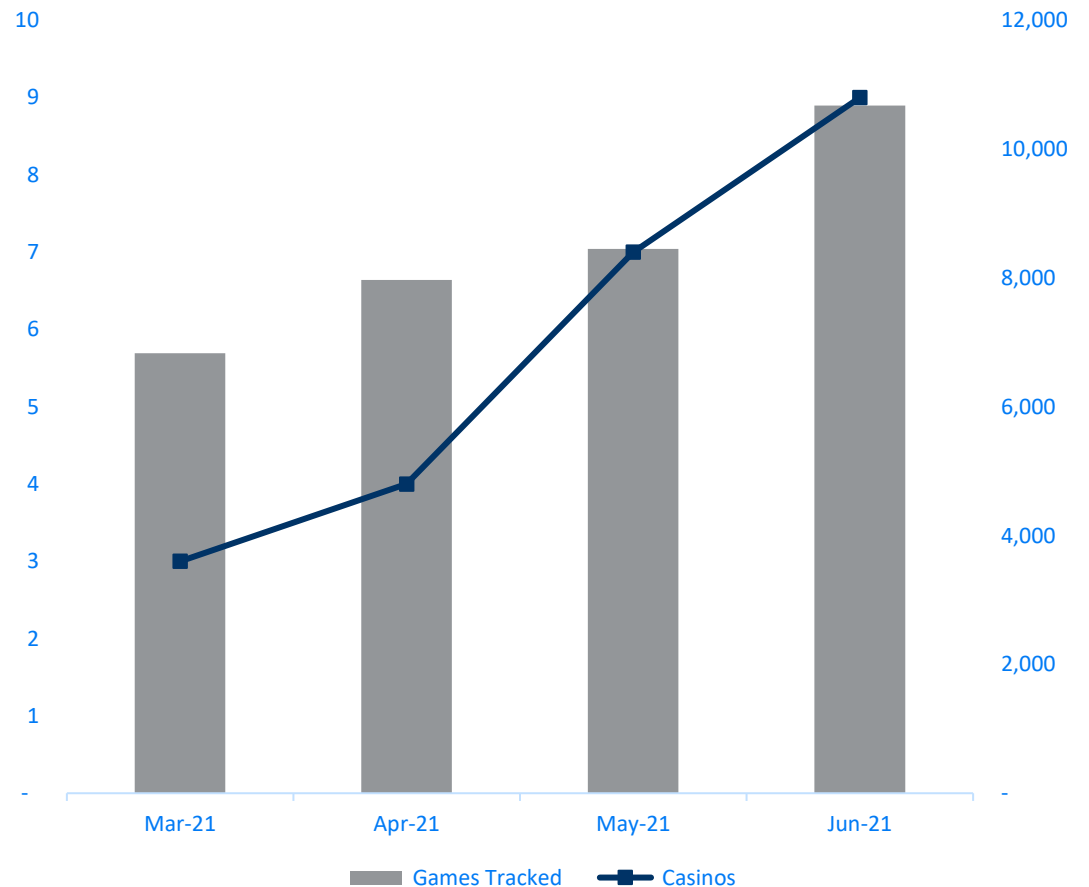
1,043

Games Tracked

10,675

* Three Month Average Active Participation

Online Game Performance Database – Participation



DISCLAIMER

Please note that the data used to compile this report comes from the EILERS-FANTIN Online Game Performance Database and only reflects the performance of games within the casinos and markets that are currently participating in our database service. This report is not necessarily representative of the entire North American gaming market.

Contents

→ Overview

→ **Key Insights**

→ Operator Participation

→ Online Casino Supplier and Type Mix

→ Supplier Summary

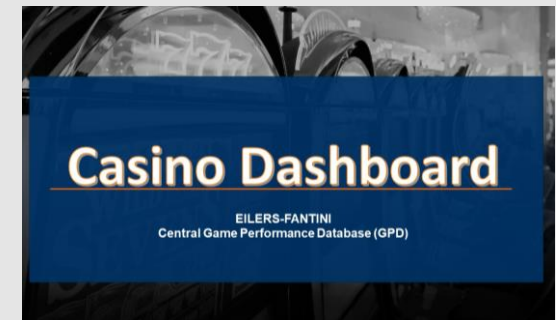
→ Device Summary

→ Game Type Summary

→ Overall Top Game Ranks

Online Game Performance Dashboards

Now available!



Key Insights - Top Game Ranks



Overall - Top Game Rankings:

- SG - '88 Fortunes', Everi – 'Cash Machine', Gaming Realms – 'Lucky Larry Lobster Mania Slingo', NetEnt – 'Roulette Advanced', and IGT – 'Cleopatra' hold the top five ranks with indexes of 14.05x, 10.40x, 9.63x, 8.97x, & 8.96x respectively.
- All top 5 ranks are each held by a different supplier.



Slots - Top Game Rankings:

- SG - '88 Fortunes', Everi – 'Cash Machine', Gaming Realms – 'Lucky Larry Lobster Mania Slingo', IGT – 'Cleopatra', and IGT – 'Megajackpots Cleopatra' hold the top five ranks with indexes of 14.05x, 10.40x, 9.63x, 8.96x, & 8.50x respectively.
- IGT's 'Cleopatra' theme is listed at all 9 Operator sites currently, the only game in the top 5 with this coverage.



Table Games – Top Game Rankings:

- NetEnt - 'Roulette Advanced', IGT - 'Blackjack', NetEnt – 'Blackjack', IGT – 'Multihand Blackjack', and Gaming Realms – 'Blackjack Xchange' hold the top five ranks with indexes of 8.97x, 8.41x, 7.93x, 6.56x, & 6.05x respectively.
- Blackjack is by far the most popular table game theme followed by Roulette, and Specialty Game.



Video Poker – Top Game Rankings:

- IGT – '10 Play Video Poker', IGT - 'Game King Video Poker', SG – 'DJ Wild Poker', IGT – '3 Play Video Poker', and IGT – '5 Play Video Poker' hold the top five ranks with indexes of 5.90x, 4.58x, 2.18x, 1.16x, & 1.10x respectively.
- While IGT leads the rankings Bragg Gaming Group has the most themes in the segment with 9.



Other Segments – Top Game Rankings:

- Live Casino and Lottery are the only other two segments making report minimums this month with plans to include Virtual Sports, Instant Win, and Bingo/Keno once minimums are met.
- Live Casino is led by Evolution's American Roulette indexing at 10.53x.

Key Insights - Suppliers



SG Digital – Most Game Themes Tracked

- Theo Win Index: Overall 1.00x, Desktop 1.01x, Mobile (Phone) 1.01x, Tablet 1.27x.
- SG has the most games tracked accounting for ~23.5% of all games (page 17).
- SG is currently the only supplier tracked in the Lottery segment (page 42).



IGT – Dominates Video Poker

- Theo Win Index: Overall 1.48x, Desktop 1.43x, Mobile (Phone) 1.57x, Tablet 1.07x.
- IGT has four of the top five Video Poker themes and generates ~ 86% of the total Theo Win in the segment (page 29).



NetEnt – #3 in Table Game Indexing

- Theo Win Index: Overall 0.86x, Desktop 0.93x, Mobile (Phone) 1.03x, Tablet 0.55x.
- NetEnt ranks #3 in the Table Game segment on page 28 with an index of 3.83x with a supplier leading theme of ‘Blackjack’ indexing at 7.93x on page 39.



Evolution – Top Ranked Supplier Lead by Live Table Games Indexing

- Theo Win Index: Overall 3.54x, Desktop 3.90x, Mobile (Phone) 3.62x, Tablet 2.87x.
- With 21 unique themes across 7 sites Evolution is the only Live Casino supplier tracked indexing at 6.14x, page 30.



High 5 Games – 4th Most Themes Tracked

- Theo Win Index: Overall 0.45x, Desktop 0.61x, Mobile (Phone) 0.37x, Tablet 0.50x.
- Accounting for ~12.9% of all themes tracked High 5 Games trails only SG, IGT, and NetEnt (page 17).



Everi – Positive Fair Share in Slot Segment

- Theo Win Index: Overall 1.06x, Desktop 0.73x, Mobile (Phone) 0.98x, Tablet 0.80x.
- Everi posts a positive fair share with % Theo Win (6.58%) greater than the % of Themes Tracked (5.36%), page 27 with a big boost from the suppliers leading theme ‘Cash Machine’.

Key Insights - Suppliers

Other Suppliers In OGPD



FASTFANTASY

**GAMING
REALMS**



KONAMI



REELPLAY



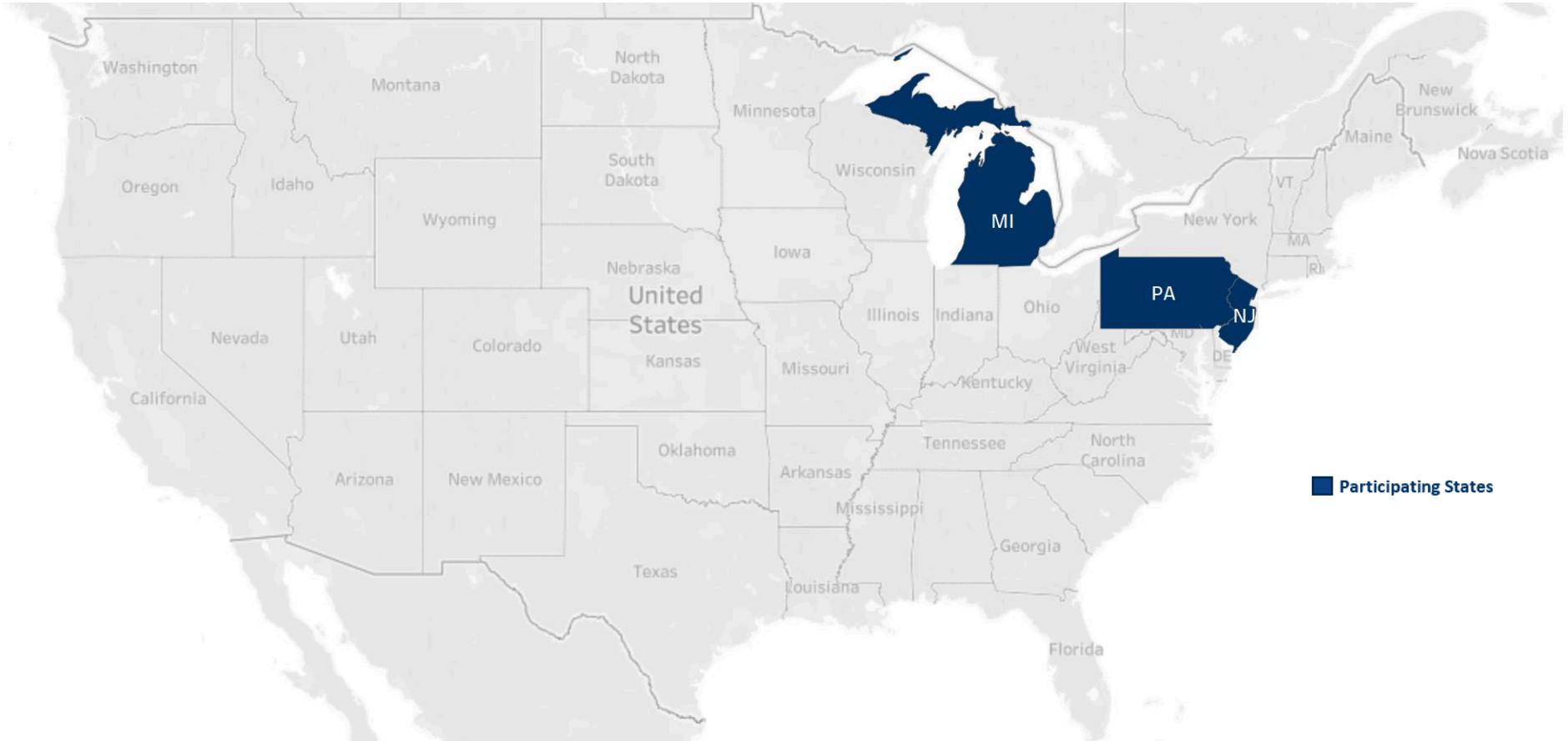
Contents

- Overview
- Key Insights
- **Operator Participation**
- Online Casino Supplier and Type Mix
- Supplier Summary
- Device Summary
- Game Type Summary
- Overall Top Game Ranks

Online Game Performance Dashboards
Now available!



Operator Participation - State



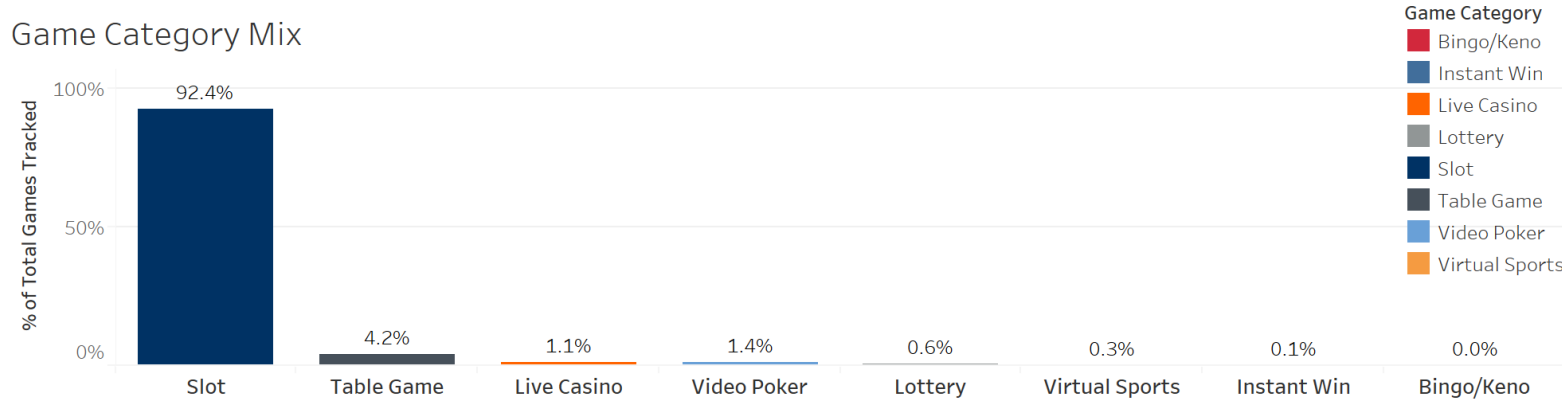
Contents

- Overview
- Key Insights
- Operator Participation
- **Online Casino Supplier and Type Mix**
- Supplier Summary
- Device Summary
- Game Type Summary
- Overall Top Game Ranks

Online Game Performance Dashboards
Now available!



Online Casino Supplier and Game Type Mix

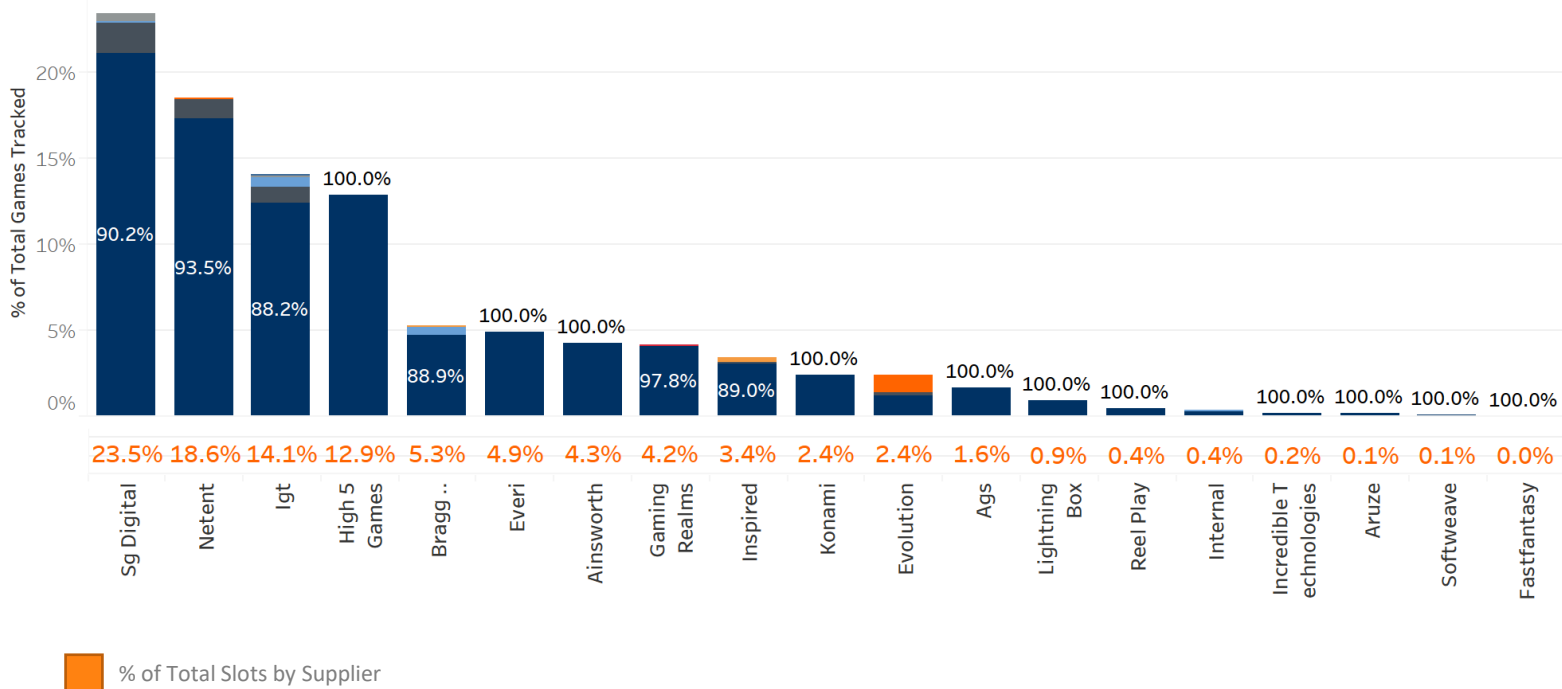


GAME TYPE

By % of Total Themes tracked Slots dominates the Online footprint accounting for 92.4% of all unique games. Table Games follows at 4.2%, Video Poker at 1.4%, and Live Casino at 1.1%. All other segments are less than 1%.

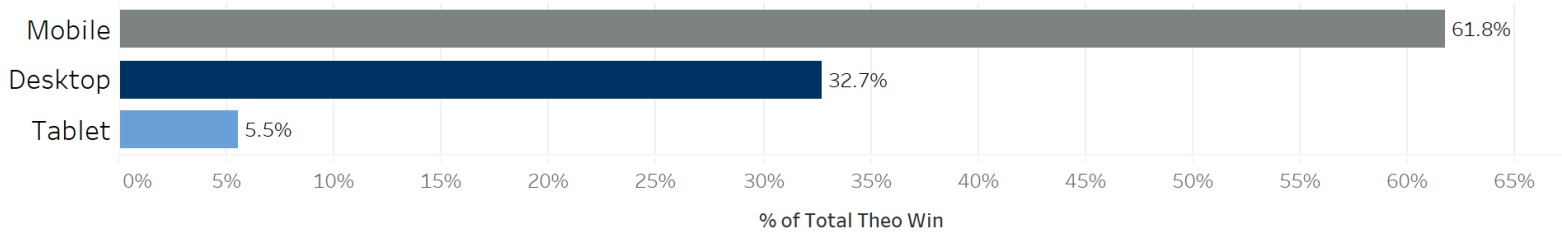
Supplier SG leads all suppliers accounting for 23.5% of all games tracked the majority of which are Slots themes at 90.2% of the Suppliers mix.

Supplier Mix by Game Category

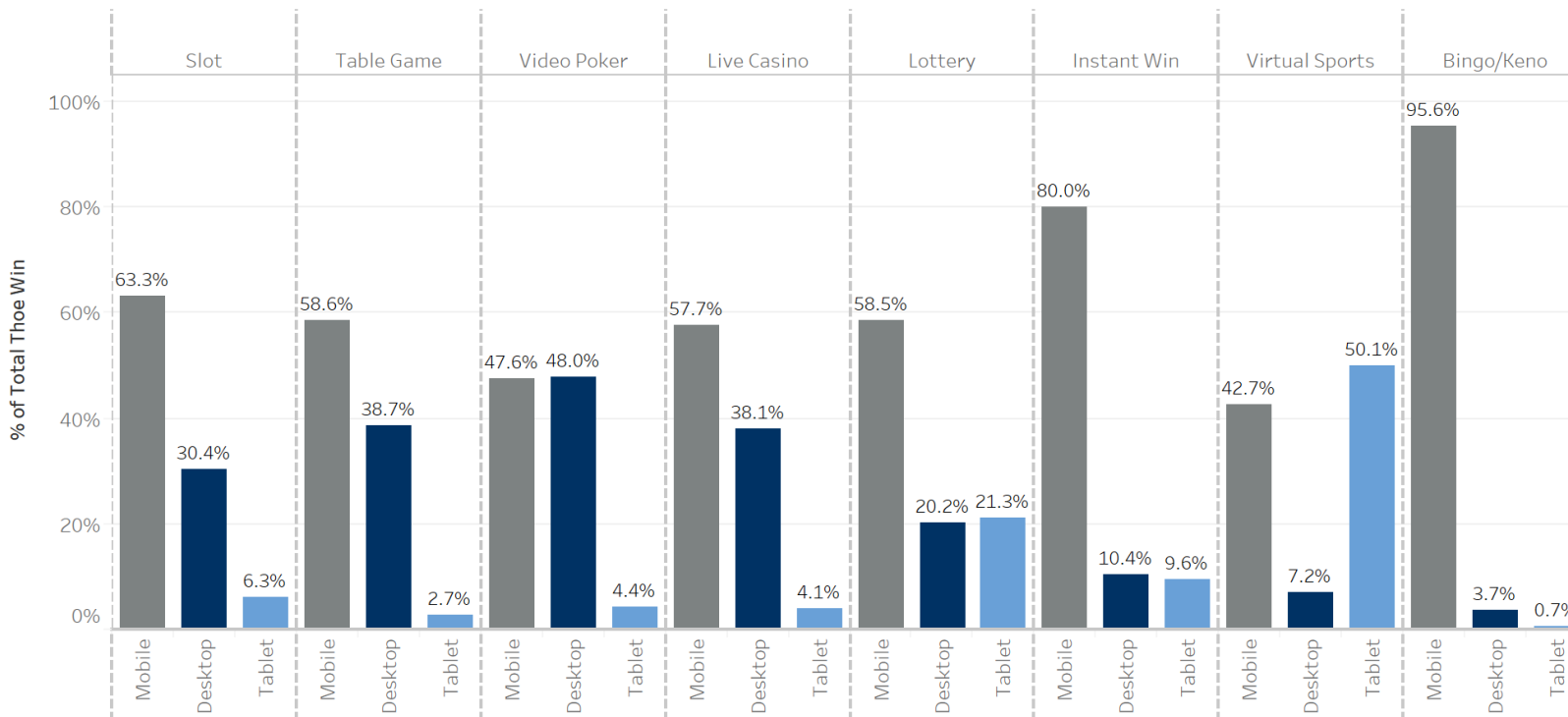


Online Casino – Device Mix

Device - % of Total Theo Win



Device by Game Type - % of Total Theo Win

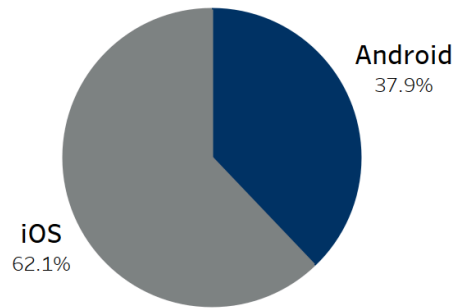


DEVICE

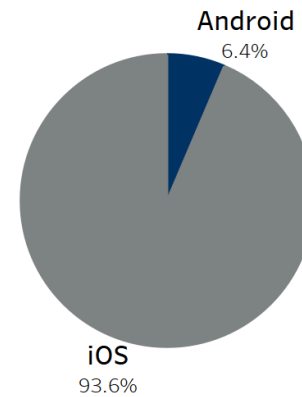
Mobile leads the other devices with the highest percentage of Theo Win generated at 61.8%.

Online Casino – Operating System Mix

Operating System - Mobile
% of Total Theo Win



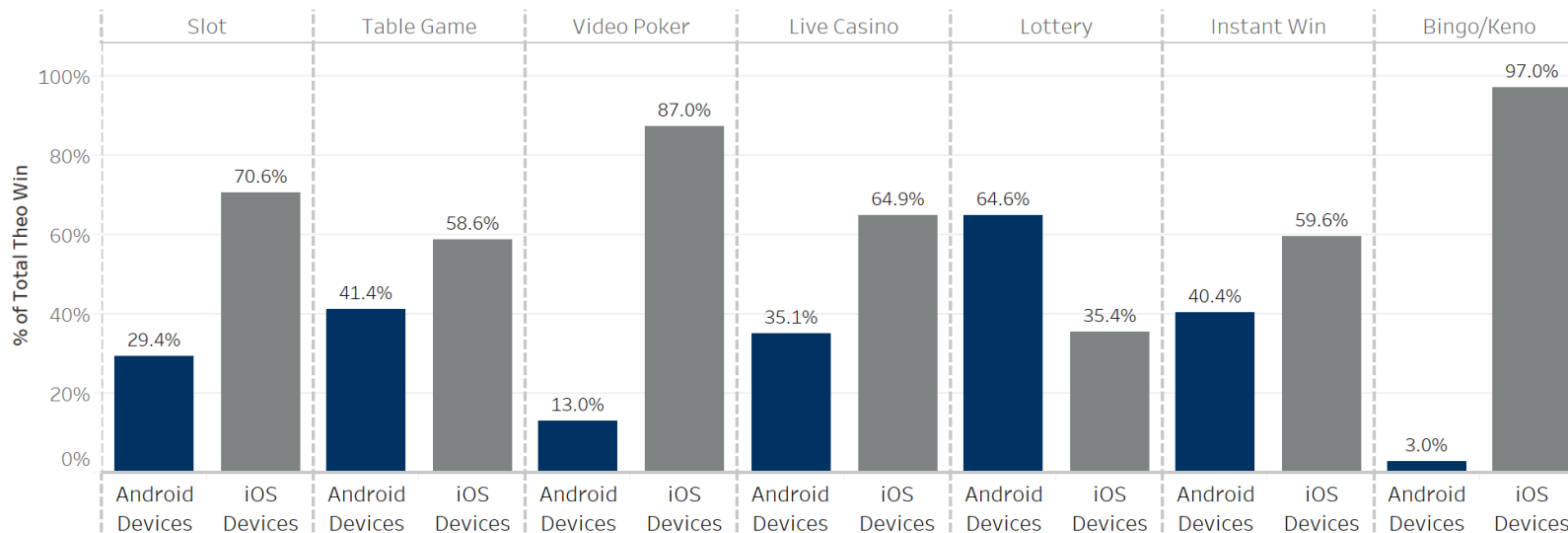
Operating System - Tablet
% of Total Theo Win



OPERATING SYSTEM

iOS Operating System leads both Mobile (Phone) and Tablet percent of total Theo Win generated with a dominating 93.6% on tablets.

Operating System by Game Type - % of Total Theo Win



Contents

- Overview
- Key Insights
- Operator Participation
- Online Casino Supplier and Type Mix
- **Supplier Summary**
- Device Summary
- Game Type Summary
- Overall Top Game Ranks

Online Game Performance Dashboards

Now available!



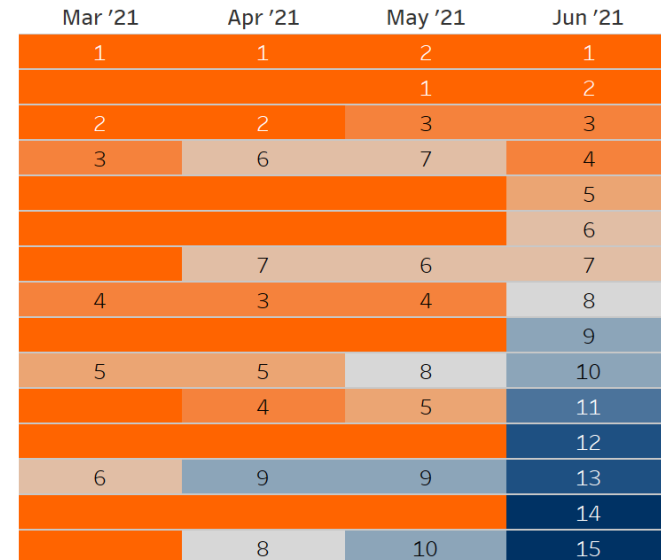
Supplier Summary - Overall

Supplier - Overall Indexing

		Casinos (Sites)	Unique Themes	Games Tracked	Average Bet	Coin In Index	Theo Win Index
1	Evolution	9	35	103	\$27.64	3.85	3.54
2	Reel Play	5	7	19	\$1.71	5.76	2.84
3	Igt	9	107	600	\$8.07	1.30	1.48
4	Gaming Realms	5	41	179	\$13.12	1.04	1.43
5	Ags	4	24	70	\$2.26	1.57	1.11
6	Inspired	4	55	146	\$4.23	1.08	1.11
7	Everi	6	46	209	\$4.49	0.95	1.06
8	Sg Digital	7	287	998	\$4.01	1.01	1.00
9	Incredible Technologies	3	3	8	\$2.02	0.60	0.88
10	Netent	9	140	789	\$4.20	0.99	0.86
11	Lightning Box	4	16	39	\$2.04	0.94	0.85
12	Konami	4	34	103	\$1.97	0.59	0.64
13	Bragg Gaming Group	6	94	225	\$2.51	0.59	0.63
14	Ainsworth	3	69	181	\$2.54	0.34	0.46
15	High 5 Games	5	147	549	\$2.62	0.37	0.45

Ranking Trends

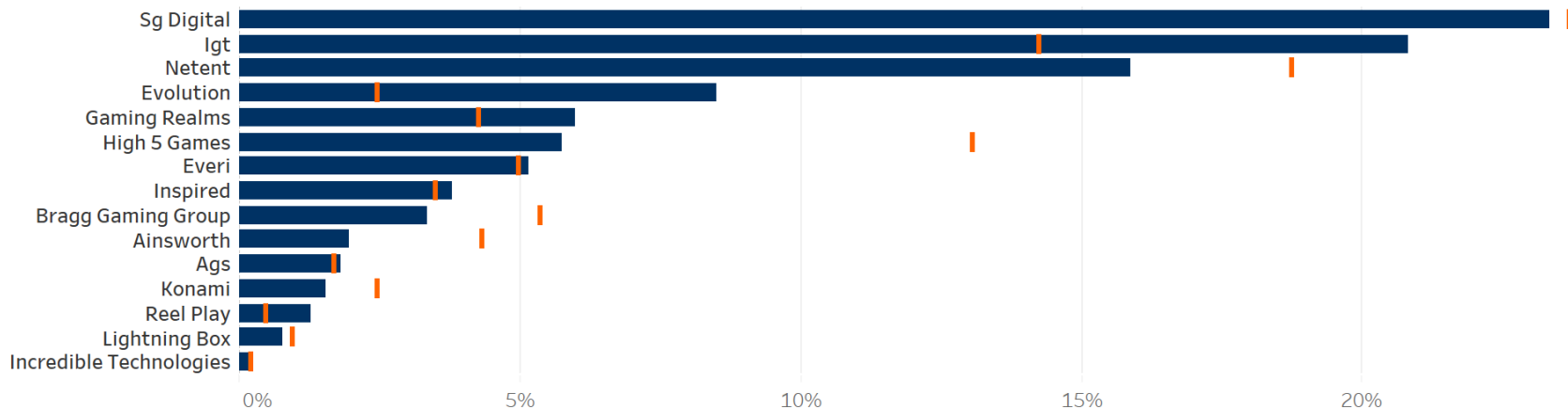
(Theo Win Indexing Rank)



Theo Win Index Ranking Trends from Previous Months to Current Month

Supplier - Overall Fair Share

■ % of Total Games Tracked ■ % of Total Theo Win

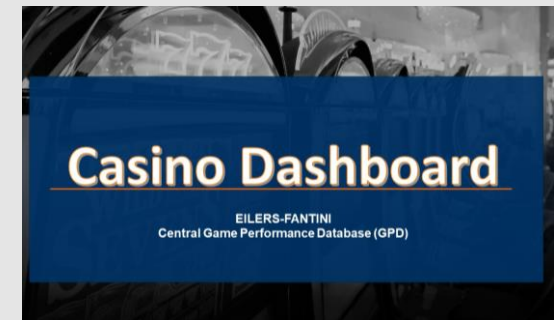


Contents

- Overview
- Key Insights
- Operator Participation
- Online Casino Supplier and Type Mix
- Supplier Summary
- **Device Summary**
- Game Type Summary
- Overall Top Game Ranks

Online Game Performance Dashboards

Now available!



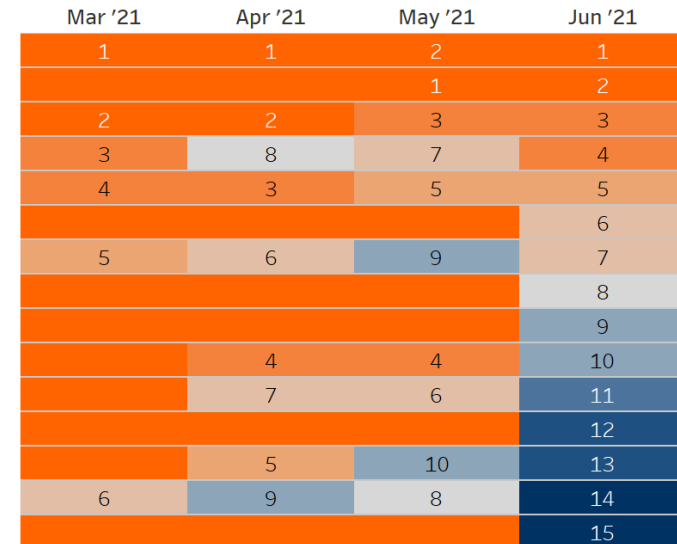
Device Summary - Desktop

Supplier - Desktop Indexing

		Casinos (Sites)	Unique Games	Games Tracked	Average Bet	Coin In Index	Theo Win Index
1	Evolution	6	32	85	\$28.81	3.33	3.94
2	Reel Play	5	7	19	\$1.87	5.29	3.02
3	Igt	6	104	447	\$9.89	1.32	1.46
4	Gaming Realms	5	41	176	\$12.92	0.93	1.11
5	Sg Digital	6	280	869	\$4.67	1.05	1.02
6	Ags	4	24	70	\$2.22	1.38	0.99
7	Netent	6	130	580	\$6.65	1.04	0.94
8	Inspired	4	55	144	\$3.93	0.94	0.88
9	Konami	3	34	93	\$1.96	0.84	0.78
10	Lightning Box	4	16	39	\$1.86	0.93	0.76
11	Everi	5	45	180	\$4.94	0.64	0.72
12	Incredible Technologies	3	3	8	\$2.01	0.35	0.65
13	High 5 Games	5	147	535	\$2.86	0.56	0.61
14	Bragg Gaming Group	5	92	222	\$2.44	0.61	0.60
15	Ainsworth	3	69	180	\$2.58	0.31	0.43

Ranking Trends

(Theo Win Indexing Rank)

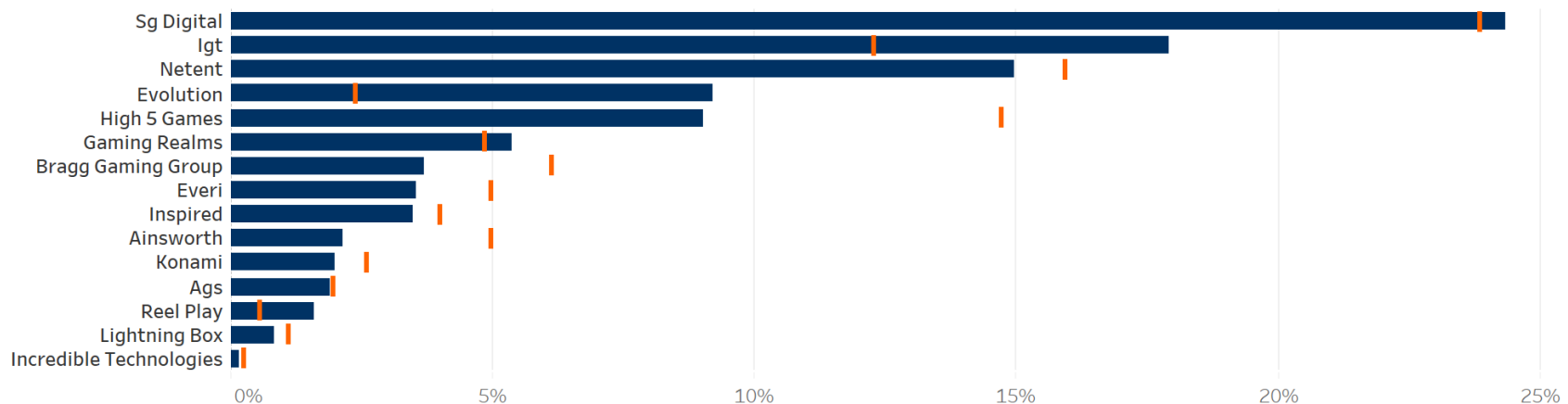


Theo Win Index Ranking Trends from Previous Months to Current Month

Supplier - Desktop Fair Share

■ % of Total Games Tracked

■ % of Total Theo Win



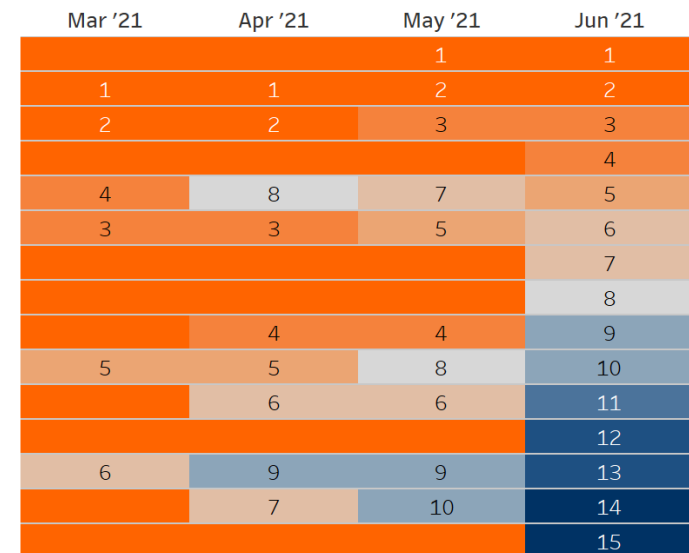
Device Summary – Mobile (Phone)

Supplier - Mobile Indexing

		Casinos (Sites)	Unique Games	Games Tracked	Average Bet	Coin In Index	Theo Win Index
1	Evolution	6	32	88	\$26.71	3.99	3.62
2	Reel Play	5	7	19	\$1.69	5.97	3.06
3	Igt	6	105	447	\$8.93	1.37	1.49
4	Gaming Realms	5	41	179	\$13.87	0.95	1.40
5	Inspired	4	54	143	\$3.74	1.08	1.18
6	Ags	4	24	70	\$2.27	1.60	1.14
7	Sg Digital	6	284	969	\$3.76	0.98	0.98
8	Netent	6	128	563	\$3.91	1.15	0.97
9	Everi	5	45	181	\$3.43	0.94	0.96
10	Incredible Technologies	3	3	8	\$1.88	0.61	0.92
11	Lightning Box	4	16	39	\$1.82	0.91	0.81
12	Konami	3	34	94	\$2.01	0.65	0.72
13	Bragg Gaming Group	5	92	222	\$2.35	0.54	0.60
14	Ainsworth	3	69	181	\$2.57	0.35	0.49
15	High 5 Games	5	146	538	\$2.18	0.27	0.36

Ranking Trends

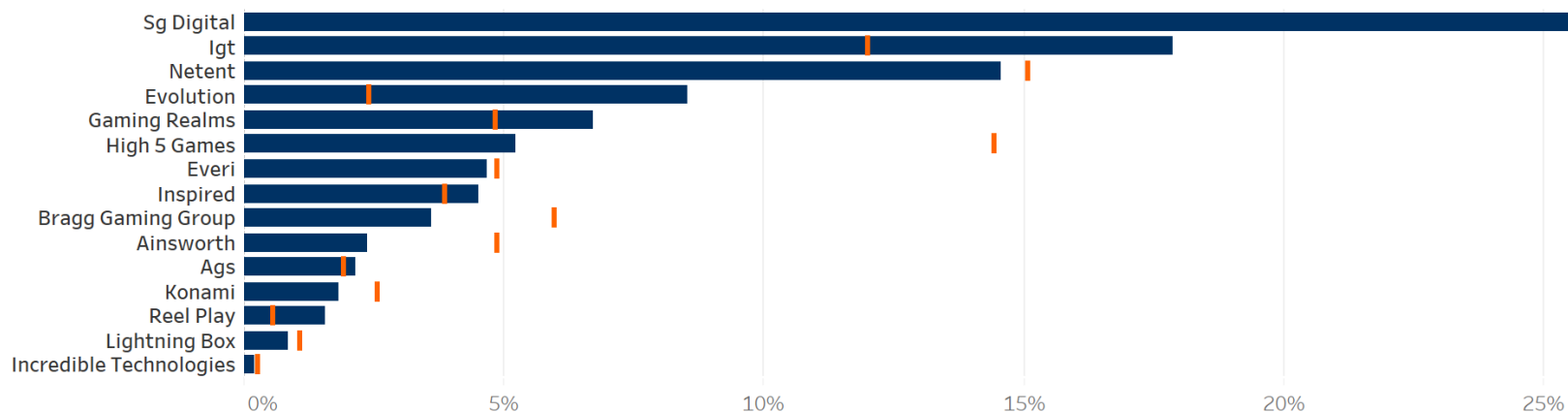
(Theo Win Indexing Rank)



Theo Win Index Ranking Trends from Previous Months to Current Month

Supplier - Mobile Fair Share

■ % of Total Games Tracked ■ % of Total Theo Win



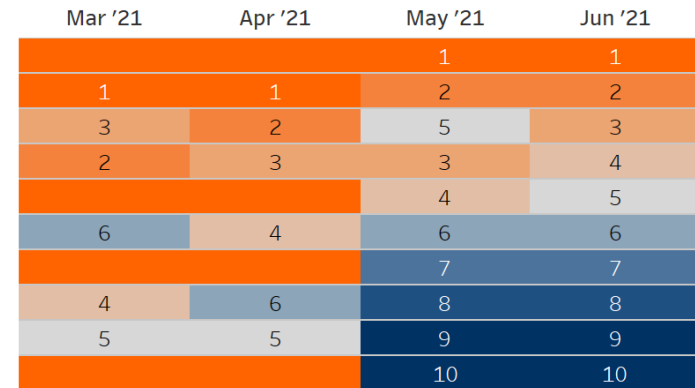
Device Summary – Tablet

Supplier - Tablet Indexing

		Casinos (Sites)	Unique Games	Games Tracked	Average Bet	Coin In Index	Theo Win Index
1	Reel Play	3	6	12	\$1.25	5.95	6.01
2	Evolution	4	22	55	\$19.64	3.37	3.02
3	Sg Digital	4	267	596	\$2.75	1.27	1.29
4	Igt	4	100	266	\$7.34	1.14	1.13
5	Lightning Box	3	16	35	\$1.94	1.00	1.08
6	Bragg Gaming Group	4	86	156	\$1.63	0.75	0.84
7	Everi	3	39	81	\$2.62	0.72	0.77
8	Gaming Realms	4	41	121	\$7.71	0.67	0.58
9	Netent	4	121	334	\$4.42	0.64	0.54
10	High 5 Games	3	130	257	\$2.05	0.45	0.47

Ranking Trends

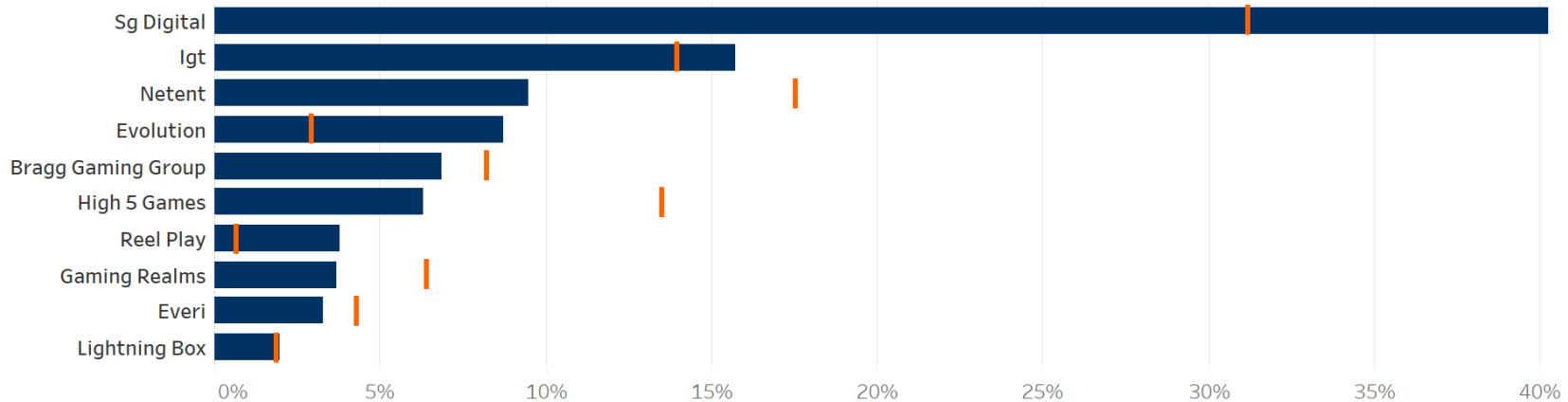
(Theo Win Indexing Rank)



Theo Win Index Ranking Trends from Previous Months to Current Month

Supplier - Tablet Fair Share

■ % of Total Games Tracked
 ■ % of Total Theo Win



Contents

- Overview
- Key Insights
- Operator Participation
- Online Casino Supplier and Type Mix
- Supplier Summary
- Device Summary
- **Game Type Summary**
- Overall Top Game Ranks

Online Game Performance Dashboards

Now available!

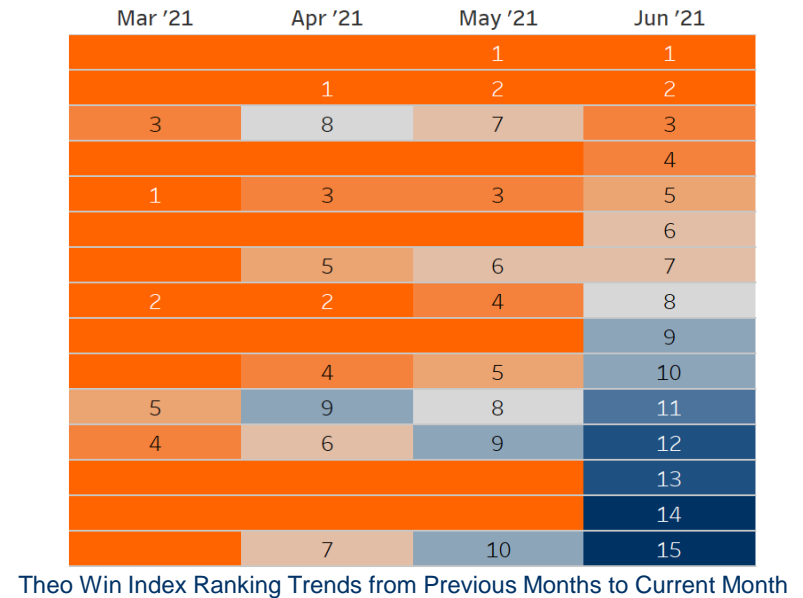


Game Type Summary - Slots

Supplier - Slot Indexing

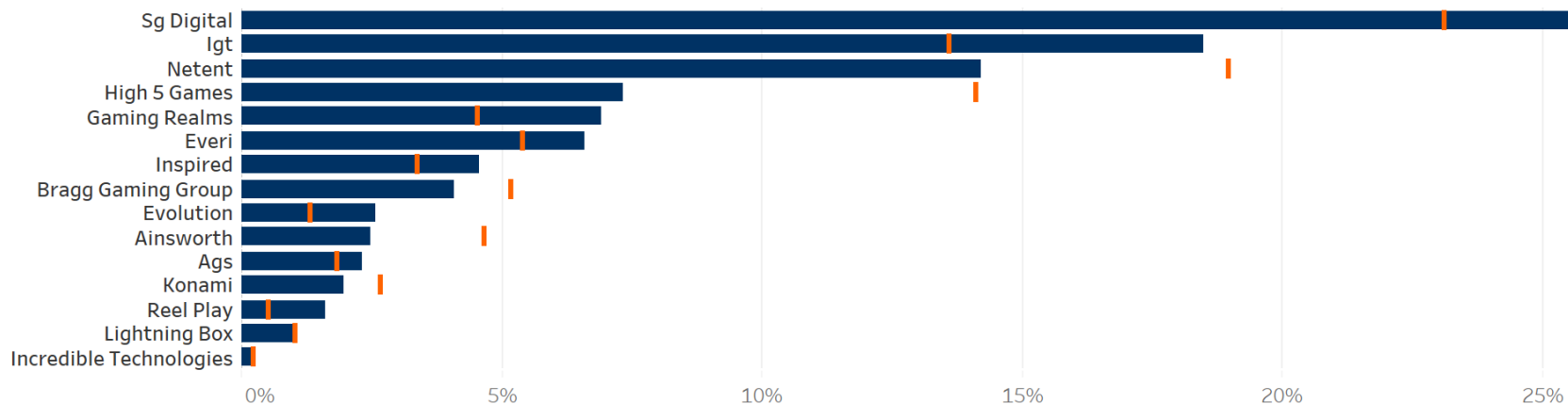
		Casinos (Sites)	Unique Themes	Games Tracked	Average Bet	Coin In Index	Theo Win Index
1	Reel Play	5	7	19	\$1.71	5.76	2.84
2	Evolution	5	13	50	\$1.94	3.45	1.73
3	Gaming Realms	5	40	175	\$12.34	0.83	1.33
4	Inspired	4	51	130	\$2.65	1.18	1.18
5	Igt	9	92	529	\$2.53	0.82	1.17
6	Ags	4	24	70	\$2.26	1.57	1.11
7	Everi	6	46	209	\$4.49	0.95	1.06
8	Sg Digital	7	270	900	\$2.79	1.05	0.96
9	Incredible Technologies	3	3	8	\$2.02	0.60	0.88
10	Lightning Box	4	16	39	\$2.04	0.94	0.85
11	Bragg Gaming Group	6	86	200	\$2.65	0.62	0.68
12	Netent	9	129	738	\$2.29	0.77	0.65
13	Konami	4	34	103	\$1.97	0.59	0.64
14	Ainsworth	3	69	181	\$2.54	0.34	0.46
15	High 5 Games	5	147	549	\$2.62	0.37	0.45

Ranking Trends (Theo Win Indexing Rank)



Supplier - Slot Fair Share

■ % of Total Games Tracked ■ % of Total Theo Win



Game Type Summary – Table Games

Supplier - Table Games Indexing

		Casinos (Sites)	Unique Themes	Games Tracked	Average Bet	Coin In Index	Theo Win Index
1	Gaming Realms	3	1	3	\$31.91	12.20	6.05
2	Igt	9	10	38	\$87.04	6.52	4.95
3	Netent	9	10	47	\$30.91	3.96	3.83
4	Sg Digital	7	17	74	\$16.90	0.80	1.76
5	Inspired	3	2	5	\$20.44	0.55	1.49
6	Evolution	2	7	8	\$47.49	0.22	0.22

Ranking Trends

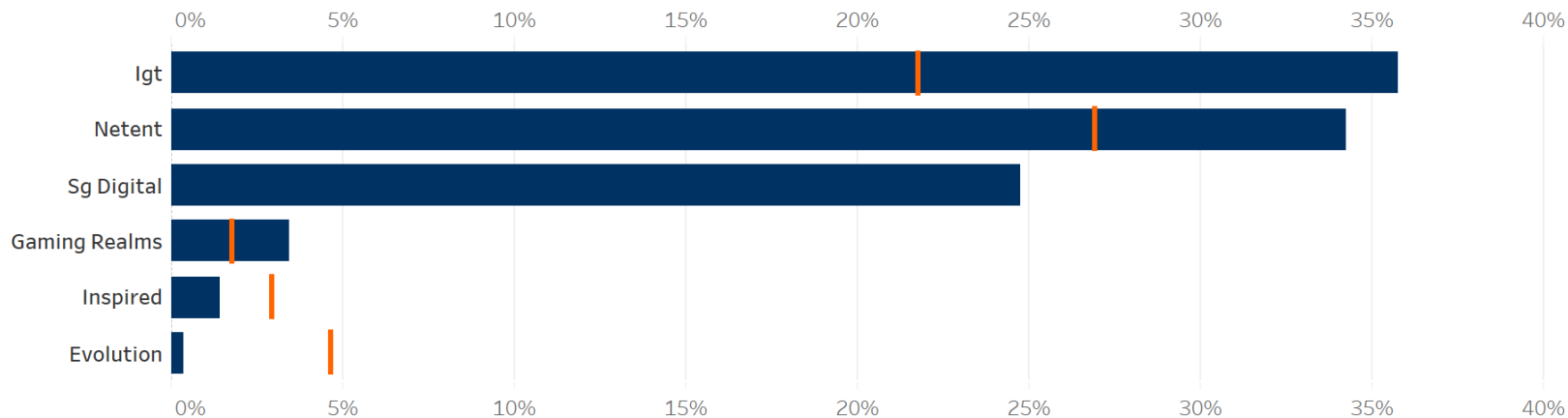
(Theo Win Indexing Rank)

	Mar '21	Apr '21	May '21	Jun '21
1	1	1	1	1
2	2	3	2	2
3	3	2	3	3
4	4	4	4	4
5				5
6				6

Theo Win Index Ranking Trends from Previous Months to Current Month

Supplier - Table Games Fair Share

- █ % of Total Games Tracked
- █ % of Total Theo Win



Game Type Summary – Video Poker

Supplier - Video Poker Indexing

		Casinos (Sites)	Unique Themes	Games Tracked	Average Bet	Coin In Index	Theo Win Index
1	Igt	9	5	24	\$6.80	4.14	3.44
2	Sg Digital	4	2	4	\$58.70	2.72	1.80
3	Bragg Gaming Group	4	9	24	\$1.37	0.40	0.24

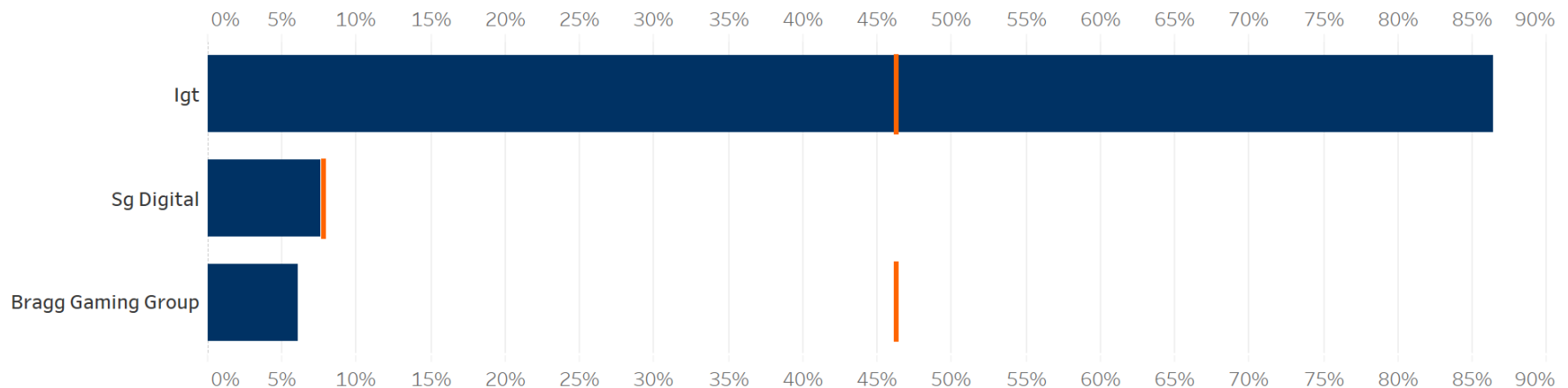
Ranking Trends (Theo Win Indexing Rank)

	Mar '21	Apr '21	May '21	Jun '21
1	1	1	1	1
2	2	2	2	2
3	3	3	3	3

Theo Win Index Ranking Trends from Previous Months to Current Month

Supplier - Video Poker Fair Share

- █ % of Total Games Tracked
- █ % of Total Theo Win



Game Type Summary – Live Casino

Supplier - Live Casino Indexing

		Casinos (Sites)	Unique Themes	Games Tracked	Average Bet	Coin In Index	Theo Win Index
1	Evolution	7	21	45	\$52.67	4.95	6.14

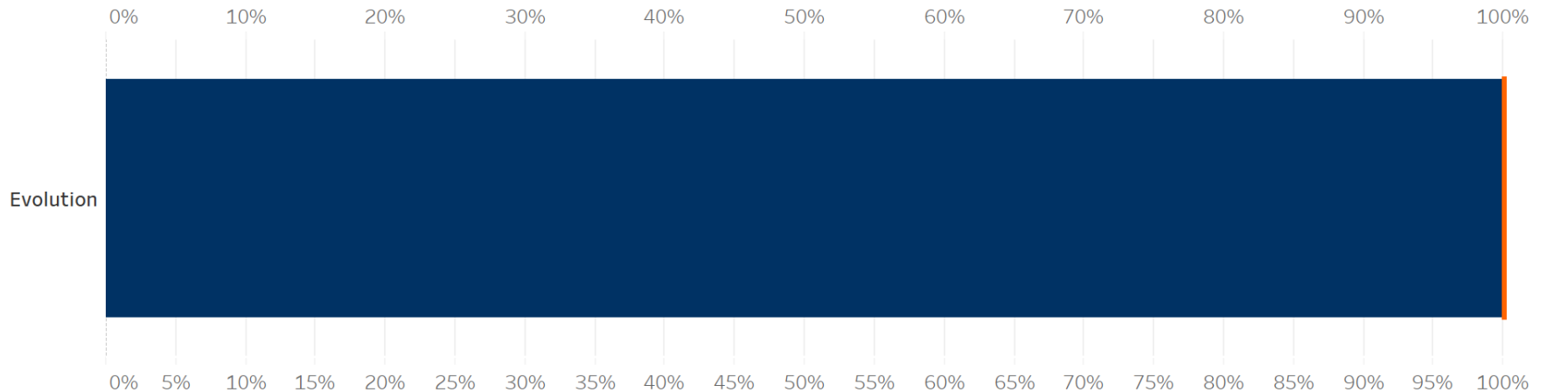
Ranking Trends (Theo Win Indexing Rank)

Mar '21	Apr '21	May '21	Jun '21
1	1	1	1

Theo Win Index Ranking Trends from Previous Months to Current Month

Supplier - Live Casino Fair Share

- % of Total Games Tracked
- % of Total Theo Win



Game Type Summary – Lottery

Supplier - Lottery Indexing

	Casinos (Sites)	Unique Themes	Games Tracked	Average Bet	Coin In Index	Theo Win Index
1 Sg Digital	3	7	20	\$0.36	0.01	0.01

Ranking Trends

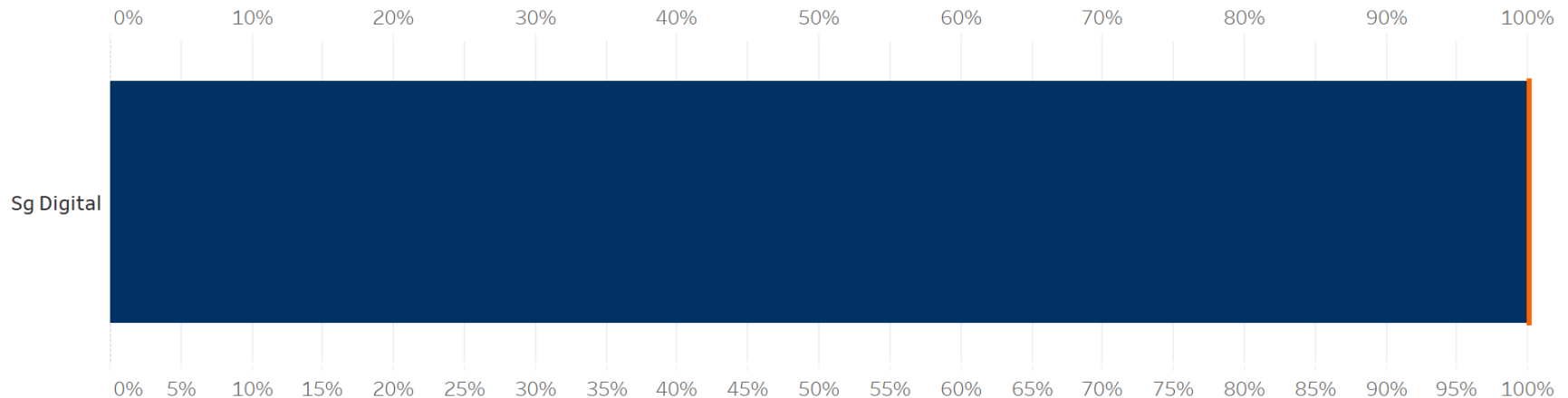
(Theo Win Indexing Rank)

Mar '21	Apr '21	May '21	Jun '21
1	1	1	1

Theo Win Index Ranking Trends from Previous Months to Current Month

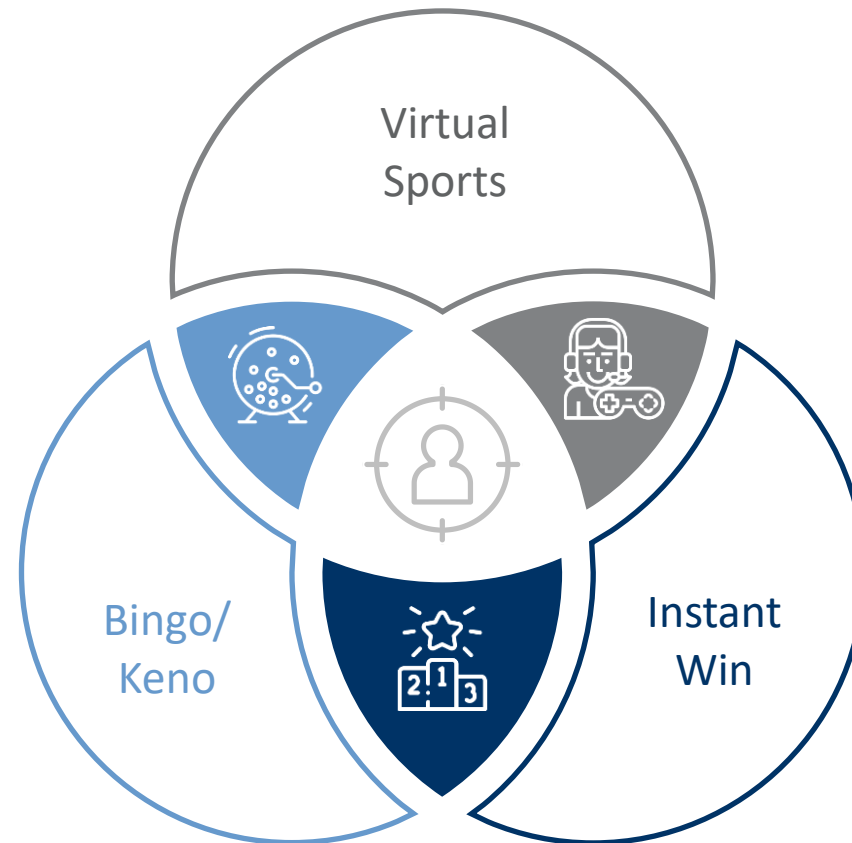
Supplier - Lottery Fair Share

- % of Total Games Tracked
- % of Total Theo Win



Game Type Summary – Coming Soon!

Once more Operators are in the OGPD we will include Supplier Rankings for the additional Game Type Segments listed here:



Contents

- Overview
- Key Insights
- Operator Participation
- Online Casino Supplier and Type Mix
- Supplier Summary
- Device Summary
- Game Type Summary
- Overall Top Game Ranks

Online Game Performance Dashboards
Now available!



Top Game Ranks - Overall

Rank	Prev.	Game Name	Supplier	Casinos (Sites)	Avg Bet	Coin In Index	Theo Win Index	95% C.I.
1	1	88 Fortunes	Sg Digital	7	\$3.67	19.94	14.05	
2	6	Cash Machine	Everi	6	\$10.31	8.01	10.40	
3	27	Lucky Larrys Lobstermania Slingo	Gaming Realms	5	\$44.84	9.29	9.63	
4	NR	Roulette Advanced	Netent	2	\$50.14	0.07	8.97	
5	5	Cleopatra	Igt	9	\$2.73	8.20	8.96	
6	45	Megajackpots Cleopatra	Igt	3	\$4.13	2.81	8.50	
7	22	Blackjack	Igt	8	\$83.52	25.96	8.41	
8	NR	Quick Hit Platinum	Sg Digital	3	\$3.43	5.67	8.06	
9	4	Jin Ji Bao Xi Endless Treasure	Sg Digital	5	\$3.32	14.09	8.04	
10	9	Blackjack	Netent	8	\$40.85	14.36	7.93	
11	11	American Roulette	Evolution	3	\$36.42	5.50	7.90	
12	3	Bonanza	Evolution	5	\$1.86	17.53	7.03	
13	12	Roulette	Evolution	4	\$48.14	5.69	6.99	
14	114	Multihand Blackjack	Igt	6	\$44.37	2.05	6.56	
15	14	Divine Fortune	Netent	9	\$2.17	9.79	6.18	
16	16	Ten Play Video Poker	Igt	6	\$10.95	1.47	5.90	
17	NR	Dragon Power	Bragg Gaming Group	3	\$2.73	12.71	5.64	
18	NR	Mh Blackjack 21 + 3	Igt	3	\$41.92	2.58	5.55	
19	NR	Nba Last 60	Bragg Gaming Group	2	\$27.75	0.00	5.48	
20	7	Triple Cash Wheel	Sg Digital	5	\$3.82	5.94	5.47	
21	19	Double Play Superbet Hq	Sg Digital	4	\$4.45	4.25	5.28	
22	NR	Capital Gains	Ags	4	\$2.68	7.90	5.21	
23	15	Fortune Coin	Igt	9	\$2.67	3.49	5.18	
24	94	Slingo Starbust	Gaming Realms	4	\$22.18	2.27	4.98	
25	NR	Stacked Fire 7s	Inspired	4	\$2.86	4.27	4.75	

KEY OBSERVATIONS

'88 Fortunes' from SG remains at the top rank for a consecutive month boasting an index of 14.05x.

Everis 'Cash Machine' hums to the second rank up from #6 last month now indexing 10.40x.





'Roulette Advanced' from NetEnt and 'Quick Hit Platinum' from SG enter the rankings this month both in the top 10.

TABLE LEGENDS

Trending Index From Previous Month

- # ≥ .25
- # < .25 and ≥ -.25
- # < -.25

95% Confidence Interval

-  < 3
-  ≥ 3 and < 6
-  ≥ 6 and < 10
-  ≥ 10

Top Game Ranks - Desktop

KEY OBSERVATIONS

Segmenting to only performance generated from Desktop Devices 'Game King Video Poker' from IGT has a huge lead indexing at as we see more video poker play on desktop vs mobile & tablet.

The top 5 ranks show Game Type diversity with Slots, Table Games, and Video Poker all ranked.

TABLE LEGENDS

Trending Index From Previous Month

- # ≥ .25
- # < .25 and ≥ -.25
- # < -.25

95% Confidence Interval

- < 3
- ≥ 3 and < 6
- ≥ 6 and < 10
- ≥ 10

Rank	Prev.	Game Name	Supplier	Casinos (Sites)	Avg Bet	Coin In Index	Theo Win Index	95% C.I.
1	2	Game King Video Poker	Igt	5	\$9.33	39.00	17.93	
2	25	Blackjack	Netent	6	\$61.02	22.78	14.46	
3	334	Baccarat	Igt	5	\$419.37	0.30	13.15	
4	11	Double Da Vinci Diamonds	High 5 Games	4	\$12.17	9.52	13.12	
5	3	88 Fortunes	Sg Digital	6	\$4.42	18.38	12.92	
6	NR	Gold Cash Freespins	Inspired	4	\$8.31	10.09	12.26	
7	389	Monopoly Bring The House Down	Sg Digital	4	\$95.15	1.32	11.99	
8	NR	Dragon Power	Bragg Gaming Group	3	\$2.83	14.10	10.75	
9	10	Double Play Superbet Hq	Sg Digital	4	\$13.28	7.90	10.07	
10	27	Eureka Blast Superlock	Sg Digital	5	\$6.31	9.28	9.53	
11	9	Blackjack Xchange	Gaming Realms	4	\$76.07	14.32	9.32	
12	7	Cleopatra	Igt	6	\$2.92	8.22	9.09	
13	5	Bonanza	Evolution	5	\$1.87	18.26	7.83	
14	211	French Roulette	Netent	4	\$52.71	0.24	7.70	
15	NR	Roulette Advanced	Netent	2	\$50.14	0.12	7.67	
16	39	Triple Double Da Vinci Diamonds	High 5 Games	5	\$12.40	8.24	7.64	
17	8	Cats	Igt	6	\$4.14	6.07	7.37	
18	38	Lucky Larrys Lobstermania Slingo	Gaming Realms	5	\$25.58	6.58	7.04	
19	NR	Triple Monkey	High 5 Games	3	\$2.04	4.66	6.43	
20	NR	Opal Fruits	Evolution	3	\$3.79	7.80	6.23	
21	46	Lock It Link Night Life	Sg Digital	4	\$5.99	6.10	6.07	
22	12	Jin Ji Bao Xi Endless Treasure	Sg Digital	5	\$3.24	10.46	5.92	
23	NR	Mh Blackjack 21 + 3	Igt	3	\$56.21	4.95	5.91	
24	19	Divine Fortune	Netent	6	\$2.39	9.78	5.88	
25	40	American Roulette	Evolution	3	\$56.14	4.12	5.55	

Top Game Ranks – Mobile (Phone)

KEY OBSERVATIONS

The overall leader ‘88 Fortunes’ also leads when segmenting to Mobile (Phone).

Unlike Desktop Mobile Devices are more heavily weighted toward Slots with 6 of the top 10 themes falling into the Slot Segment.

IGT’s ‘Cleopatra’ falls to the fourth rank from #3 last month now indexing at 13.00x.

TABLE LEGENDS

Trending Index From Previous Month

- # ≥ .25
- # < .25 and ≥ -.25
- # < -.25

95% Confidence Interval

- < 3
- ≥ 3 and < 6
- ≥ 6 and < 10
- ≥ 10

Rank	Prev.	Game Name	Supplier	Casinos (Sites)	Avg Bet	Coin In Index	Theo Win Index	95% C.I.
1	1	88 Fortunes	Sg Digital	6	\$3.46	23.62	16.68	
2	NR	Multihand Blackjack	Igt	3	\$73.91	1.28	14.26	
3	17	Blackjack	Igt	5	\$123.61	29.98	13.34	
4	3	Cleopatra	Igt	6	\$2.72	12.43	13.00	
5	24	Lucky Larrys Lobstermania Slingo	Gaming Realms	5	\$60.70	11.67	12.05	
6	13	Cash Machine	Everi	5	\$10.07	8.28	9.75	
7	42	Megajackpots Cleopatra	Igt	3	\$5.08	3.15	9.31	
8	7	Blackjack	Netent	6	\$37.62	11.07	9.12	
9	6	Divine Fortune	Netent	6	\$2.12	14.09	8.56	
10	11	American Roulette	Evolution	3	\$38.22	5.69	8.03	
11	40	European Roulette	Netent	5	\$66.64	5.85	7.75	
12	NR	Quick Hit Platinum	Sg Digital	3	\$3.43	5.34	7.67	
13	4	Bonanza	Evolution	5	\$1.95	18.22	7.52	
14	9	Cats	Igt	6	\$4.21	5.28	6.99	
15	5	Jin Ji Bao Xi Endless Treasure	Sg Digital	5	\$3.19	13.00	6.93	
16	NR	Nba Last 60	Bragg Gaming Group	2	\$30.57	0.00	6.72	
17	122	Baccarat	Netent	6	\$61.31	6.14	6.43	
18	NR	Dragon Power	Bragg Gaming Group	3	\$2.49	13.02	6.05	
19	14	Jumanji	Netent	6	\$2.34	7.94	6.05	
20	23	Game King Video Poker	Igt	5	\$4.63	13.49	6.03	
21	30	Baccarat	Evolution	3	\$50.13	6.58	5.69	
22	NR	Mh Blackjack 21 + 3	Igt	3	\$37.65	2.38	5.61	
23	35	Three Card Poker	Evolution	3	\$27.30	5.77	5.49	
24	NR	Capital Gains	Ags	4	\$2.71	8.00	5.44	
25	10	Triple Cash Wheel	Sg Digital	5	\$3.90	5.68	5.15	

Top Game Ranks – Tablet

Rank	Prev.	Game Name	Supplier	Casinos (Sites)	Avg Bet	Coin In Index	Theo Win Index	95% C.I.
1	1	88 Fortunes	Sg Digital	4	\$4.16	31.79	32.33	
2	2	Blackjack	Igt	3	\$98.92	27.27	19.08	
3	4	Extra Chilli	Evolution	3	\$1.82	16.24	15.70	
4	NR	Gorilla Go Wild	Sg Digital	2	\$8.36	8.39	14.82	
5	3	Bonanza	Evolution	3	\$0.93	11.88	11.78	
6	NR	Omg Kittens	Sg Digital	3	\$8.70	9.33	9.82	
7	7	Game King Video Poker	Igt	3	\$3.43	14.58	7.78	
8	144	Green Machine Deluxe Racking Up Riches	High 5 Games	3	\$2.34	8.51	7.74	
9	9	Fortune Coin	Igt	4	\$1.64	6.28	7.14	
10	33	The 100,000 Pyramid	Igt	4	\$2.41	5.41	6.92	
11	15	Jin Ji Bao Xi Endless Treasure	Sg Digital	4	\$3.58	7.01	6.58	
12	41	Cash Machine	Everi	3	\$7.09	6.12	6.28	
13	11	Blackjack	Evolution	3	\$134.54	7.91	6.08	
14	5	Baccarat	Evolution	3	\$27.95	5.89	5.92	
15	16	Divine Fortune	Netent	4	\$1.50	6.43	5.75	
16	43	Let It Ride	Sg Digital	3	\$15.22	5.59	5.49	
17	14	Zeus	Sg Digital	4	\$1.13	5.10	5.33	
18	8	Emerald Isle	Sg Digital	4	\$1.66	5.69	5.29	
19	24	Wild Play Superbet	Sg Digital	3	\$5.64	4.74	5.25	
20	40	88 Fortunes Megaways	Sg Digital	4	\$1.58	5.12	4.81	
21	6	Cleopatra	Igt	4	\$1.14	3.88	4.66	
22	23	Raging Rhino Megaways	Sg Digital	4	\$3.39	5.15	4.62	
23	10	Zeus God Of Thunder	Sg Digital	4	\$2.78	4.27	4.36	
24	19	Starburst	Netent	4	\$2.30	4.15	4.21	
25	30	American Roulette	Evolution	3	\$19.10	3.42	3.99	

KEY OBSERVATIONS

'88 Fortunes' from SG also leads the Tablet segment.

The only previous unranked games also comes from SG with 'OMG Kittens' ranking in the top 10 at #6 and 'Gorilla Go Wild' in the top 5 at #4 both indexing above 9.00x.

TABLE LEGENDS

Trending Index From Previous Month

- # ≥ .25
- # < .25 and ≥ -.25
- # < -.25

95% Confidence Interval

- < 3
- ≥ 3 and < 6
- ≥ 6 and < 10
- ≥ 10

Top Game Ranks – Slots

Rank	Prev.	Game Name	Supplier	Casinos (Sites)	Avg Bet	Coin In Index	Theo Win Index	95% C.I.
1	1	88 Fortunes	Sg Digital	7	\$3.67	19.94	14.05	
2	5	Cash Machine	Everi	6	\$10.31	8.01	10.40	
3	18	Lucky Larrys Lobstermania Slingo	Gaming Realms	5	\$44.84	9.29	9.63	
4	4	Cleopatra	Igt	9	\$2.73	8.20	8.96	
5	33	Megajackpots Cleopatra	Igt	3	\$4.13	2.81	8.50	
6	NR	Quick Hit Platinum	Sg Digital	3	\$3.43	5.67	8.06	
7	3	Jin Ji Bao Xi Endless Treasure	Sg Digital	5	\$3.32	14.09	8.04	
8	2	Bonanza	Evolution	5	\$1.86	17.53	7.03	
9	9	Divine Fortune	Netent	9	\$2.17	9.79	6.18	
10	NR	Dragon Power	Bragg Gaming Group	3	\$2.73	12.71	5.64	
11	6	Triple Cash Wheel	Sg Digital	5	\$3.82	5.94	5.47	
12	13	Double Play Superbet Hq	Sg Digital	4	\$4.45	4.25	5.28	
13	NR	Capital Gains	Ags	4	\$2.68	7.90	5.21	
14	10	Fortune Coin	Igt	9	\$2.67	3.49	5.18	
15	74	Slingo Starbust	Gaming Realms	4	\$22.18	2.27	4.98	
16	NR	Stacked Fire 7s	Inspired	4	\$2.86	4.27	4.75	
17	47	Quick Hit Ultra Pays Sun Dragon	Sg Digital	4	\$3.91	4.64	4.71	
18	NR	Triple Monkey	High 5 Games	3	\$1.86	3.42	4.71	
19	19	Cats	Igt	9	\$3.77	3.33	4.56	
20	40	Eureka Blast Superlock	Sg Digital	5	\$4.97	4.64	4.38	
21	26	Black Diamond	Everi	4	\$5.21	3.16	4.32	
22	68	Slingo Maximus Soldier Of Rome	Gaming Realms	5	\$28.87	3.04	4.31	
23	16	Zeus 2	Sg Digital	4	\$6.18	4.74	4.12	
24	34	Wheel Of Fortune Triple Extreme Spin	Igt	9	\$3.82	2.02	4.04	
25	81	Da Vinci Diamonds	Igt	9	\$4.42	3.09	3.93	

KEY OBSERVATIONS

When segmenting to only Slots we see top 25 ranks coming from SG, Evolution, IGT, Everi, NetEnt, AGS, High 5 Games, Inspired, Bragg Gaming Group, Gaming Realms, and Lightning Box showing great diversity in the segment from top suppliers.

Bragg's 'Dragon Power' enters the GPD ranking #10 with an index of 5.64x.

TABLE LEGENDS

Trending Index From Previous Month

- # ≥ .25
- # < .25 and ≥ -.25
- # < -.25

95% Confidence Interval

- < 3
- ≥ 3 and < 6
- ≥ 6 and < 10
- ≥ 10

Top Game Ranks – Table Games

Rank	Prev.	Game Name	Supplier	Casinos (Sites)	Avg Bet	Coin In Index	Theo Win Index	95% C.I.
1	NR	Roulette Advanced	Netent	2	\$50.14	0.07	8.97	
2	5	Blackjack	Igt	8	\$83.52	25.96	8.41	
3	3	Blackjack	Netent	8	\$40.85	14.36	7.93	
4	14	Multihand Blackjack	Igt	6	\$44.37	2.05	6.56	
5	2	Blackjack Xchange	Gaming Realms	3	\$31.91	12.20	6.05	
6	NR	Mh Blackjack 21 + 3	Igt	3	\$41.92	2.58	5.55	
7	8	European Roulette	Netent	8	\$39.73	3.59	4.51	
8	21	Baccarat	Igt	8	\$243.27	1.11	4.11	
9	7	Let It Ride	Sg Digital	7	\$21.35	2.37	3.10	
10	1	Blackjack	Sg Digital	4	\$22.54	1.70	3.06	
11	6	American Roulette	Netent	5	\$18.51	0.92	2.95	
12	9	Roulette	Igt	4	\$29.62	0.76	2.74	
13	18	Texas Holdem Plus	Sg Digital	6	\$17.97	0.23	2.48	
14	NR	American Roulette	Sg Digital	4	\$20.40	0.15	2.08	
15	NR	100 To 1 Roulette	Inspired	3	\$19.23	0.55	1.97	
16	16	Baccarat	Netent	7	\$44.29	2.32	1.96	
17	23	Fortune Pai Gow Poker	Sg Digital	4	\$25.85	0.13	1.90	
18	22	French Roulette	Netent	6	\$17.42	0.12	1.86	
19	13	Mississippi Stud	Sg Digital	5	\$15.32	1.58	1.77	
20	4	Ultimate Texas Hold Em	Sg Digital	4	\$27.21	0.91	1.76	
21	15	Casino Hold Em	Netent	6	\$14.93	1.41	1.68	
22	12	Four Card Poker	Sg Digital	5	\$19.48	1.05	1.54	
23	20	Blazing 7s Blackjack	Sg Digital	4	\$13.98	1.80	1.50	
24	17	Three Card Poker	Igt	4	\$11.83	0.30	1.33	
25	11	Three Card Poker	Sg Digital	5	\$9.38	0.99	1.32	

KEY OBSERVATIONS

Blackjack variants are the clear leader in the table games segment taking 4 ranks in the top 5 but 'Roulette Advanced' from NetEnt leads the rankings at 8.97x.

An expected large contrast from the other segments in terms of Average Bet in the table games segment.

TABLE LEGENDS

Trending Index From Previous Month

- # ≥ .25
- # < .25 and ≥ -.25
- # < -.25

95% Confidence Interval

- < 3
- ≥ 3 and < 6
- ≥ 6 and < 10
- ≥ 10

Top Game Ranks – Video Poker

Rank	Prev.	Game Name	Supplier	Casinos (Sites)	Avg Bet	Coin In Index	Theo Win Index	95% C.I.
1	1	Ten Play Video Poker	Igt	6	\$10.95	1.47	5.90	
2	2	Game King Video Poker	Igt	8	\$5.03	9.61	4.58	
3	NR	Dj Wild Poker	Sg Digital	3	\$66.79	3.41	2.18	
4	3	Triple Play Draw Poker	Igt	5	\$3.96	1.30	1.16	
5	4	Five Play Draw Poker	Igt	4	\$8.69	1.09	1.10	
6	NR	Regal Poker	Bragg Gaming Group	3	\$2.48	0.14	0.43	
7	5	Destiny Poker	Bragg Gaming Group	4	\$2.02	0.32	0.31	
8	NR	Jester Poker	Bragg Gaming Group	3	\$1.04	0.59	0.24	
9	NR	Double Double Regal Poker	Bragg Gaming Group	3	\$1.23	0.53	0.21	
10	NR	Deuces Wild	Bragg Gaming Group	3	\$0.66	0.68	0.18	
11	NR	Double Regal Poker	Bragg Gaming Group	3	\$0.73	0.04	0.10	
12	NR	Regal Poker Deluxe	Bragg Gaming Group	3	\$0.78	0.02	0.08	

KEY OBSERVATIONS

IGT takes 4 of the top 5 ranks with the traditional 'Ten Play Video Poker' & 'Game King Video Poker' leading the segment each indexing better than 4x.

Bragg Gaming Group has the majority of theme tracked in the segment with 7, followed by IGT with 4, and SG with 1.

TABLE LEGENDS

Trending Index From Previous Month

- ≥ .25
- < .25 and ≥ -.25
- < -.25

95% Confidence Interval

- < 3
- ≥ 3 and < 6
- ≥ 6 and < 10
- ≥ 10

Top Game Ranks – Live Casino

Rank	Prev.	Game Name	Supplier	Casinos (Sites)	Avg Bet	Coin In Index	Theo Win Index	95% C.I.
1	2	American Roulette	Evolution	3	\$48.56	7.34	10.53	
2	1	Roulette	Evolution	4	\$58.89	7.11	8.73	
3	5	Blackjack	Evolution	5	\$116.18	15.06	5.80	
4	4	Three Card Poker	Evolution	5	\$22.15	3.34	3.31	
5	3	Baccarat	Evolution	6	\$50.16	3.88	3.24	
6	7	Ultimate Texas Hold Em	Evolution	4	\$20.31	1.34	0.96	

KEY OBSERVATIONS

Evolution is currently the only Live Casino supplier tracked in the OGPD with 'Roulette' variations leading the rankings.

5 of the 6 themes perform better than casino average.

TABLE LEGENDS

Trending Index From Previous Month

- ≥ .25
- < .25 and ≥ -.25
- < -.25

95% Confidence Interval

- < 3
- ≥ 3 and < 6
- ≥ 6 and < 10
- ≥ 10

Top Game Ranks – Lottery

Rank	Prev.	Game Name	Supplier	Casinos (Sites)	Avg Bet	Coin In Index	Theo Win Index	95% C.I.
1	1	Scratch Double Play Superbet	Sg Digital	3	\$0.57	0.03	0.03	
2	6	Scratch Witch Pickings	Sg Digital	3	\$0.53	0.01	0.01	
3	3	Scratch Volcano Eruption	Sg Digital	3	\$0.43	0.01	0.01	
4	2	Scratch Merlins Millions	Sg Digital	3	\$0.23	0.01	0.01	
5	4	Scratch Irish Eyes 2	Sg Digital	3	\$0.23	0.00	0.01	
6	5	Scratch Medusa	Sg Digital	3	\$0.34	0.00	0.00	

KEY OBSERVATIONS

SG is currently the only Lottery supplier tracked in the OGPD with 'Scratch Double Play Superbet' leading the rankings, but all perform relatively low compared to the other segments.

TABLE LEGENDS

Trending Index From Previous Month

- ≥ .25
- < .25 and ≥ -.25
- < -.25

95% Confidence Interval

- < 3
- ≥ 3 and < 6
- ≥ 6 and < 10
- ≥ 10

Top Game Ranks – Coming Soon!

Once more Operators are in the OGPD we will include Supplier Rankings for the additional Game Type Segments listed below:



Virtual Sports



Instant Win



Bingo/Keno

Glossary

Devices (Desktop/Mobile/Tablet):

Device level performance and metrics are directly reported from each individual operator. While the majority of Operator provide this level there are some who elect to roll their databases into aggregated performance at the Theme level. Mobile is inclusive of Phones while Tablet is segmented separately.

Operating System:

Where the data set is available, we also ask supplier to provide performance by operating system segmenting iOS devices (iPhones & iPads) from Android based phones and tablets.

NEW Game Themes:

As the OGPD continues to grow we will segment rankings also by NEW. This classification of NEW will consist of all game themes that are new to the OGPD as we tag each game with a timestamp as it enters our database.

Fair Share:

Comparing the percent of total Themes from a Supplier to the percent of Total Theo Win generated fair share is calculation representing if a supplier is generating the Theo to justify the number of Themes.

TABLE LEGENDS

Trending Index From Previous Month

$\geq .25$

$< .25$ and $\geq -.25$

$< -.25$

95% Confidence Interval

< 3

≥ 3 and < 6

≥ 6 and < 10

≥ 10

Rank	Prev
1	1
2	4
3	NR

Trending Number Format:

Represents the Theo Win Index delta from the previous month. Note if an operator joins the OGPD and uploads historical data the previous month indexing can change from what was previously reported.

95% Confidence Interval:

The confidence interval demonstrates how close the grouping of all individual Theo Win Indexes are to the games overall average. We display this metric, and how likely the game is to perform, by one to four signal strength bars next to the game theme - more bars equates to closer grouping and higher confidence the game will perform to the average index reported.

Coin In Index:

Coin Index is a representation of the Handle (Avg Bet * Games Played) each theme generates relative to the sites average. If the site average is \$100 and a theme does \$200, the themes index is 2.00x.

Previous Rank:

Prev. represents the game themes' rank for the previous reporting period. Note that these can differ from the prior Monthly Online Game Performance Report as new operators to the OGPD upload historical data. NR = Not Ranked, either the game is new or didn't meet the prior reporting qualifications to be ranked.

Game Categories:

Currently we segment game performance into Slots, Table Games, Video Poker, Live Casino, Lottery, Virtual Sports, Instant Win, and Bingo/Keno. We will add more segments as needed offering additional insights and more rankings.

Online Game Performance Dashboards

Now available!



Thank you to all participants

Thank you for reading our monthly game performance report. As mentioned at the beginning of this report, The EILERS-FANTINI Online Game Performance Database (OGPD) collects and tracks relative online casino game performance data provided by individual operators and then standardizes and aggregates the data. All data is held in a secure online database and no individual casino data is viewable. Database subscribers can look up game performance information on individual games as well as create custom performance reports tailored to their specific business needs and geographic location.

The EILERS-FANTINI OGPD is an extension to the existing EILERS-FANTINI Slot Survey which is the gaming industry's largest survey tracking purchasing and performance trends across roughly 500,000 slot machines worldwide. This database service and monthly report are both free to qualified gaming operators who participate and provide monthly performance data. If you are not currently participating, but are interested, please contact Rick Eckert at reckert@ekgamingllc.com or call at **702-530-1377**.



www.ekgamingllc.com

Eilers & Krejcik Gaming, LLC is a boutique research firm focused on servicing the gaming equipment, technology, and interactive sectors within the casino gaming industry. Our products and services include market research, company research, and consulting & advisory services designed specifically for casino operators, equipment & technology suppliers, online & social gaming operators and suppliers, gaming regulators, and investors.

Additional information regarding our research products and services can be obtained calling Todd Eilers at 949.887.7701 or visiting our website at www.ekgamingllc.com.



www.fantiniresearch.com

Fantini Research publishes e-dailies and information services for investment professionals and corporate executives. Fantini also performs research projects on request and offers an advisory service, Gaming Investment Research.

Additional information regarding Fantini research products and services can be obtained calling Ashley Diem at 302-730-3793 or visiting the company's website at www.fantiniresearch.com.

Disclosure

Eilers & Krejcek Gaming, LLC is an independent research firm and is neither a registered broker dealer nor a registered investment advisor. No information contained in this report shall constitute as a recommendation or solicitation to buy or sell a security. Individuals receiving this report should consult with an investment advisor or registered representative before making an investment decision related to any information contained in this report. In addition, Eilers & Krejcek Gaming, LLC either does, or may seek to do business with any company mentioned in this report.

This report was prepared for and distributed to clients of Eilers & Krejcek Gaming, LLC. If you are not the intended recipient and/or received this report in error, please delete this document and notify Eilers & Krejcek Gaming, LLC at teilers@ekgamingllc.com, or call 949-887-7726.

This report is also protected by federal copyright law. Any unauthorized review, dissemination, or copying of this communication is strictly prohibited. By accessing, reading, storing, distributing and archiving this research report, you hereby agree, fully, and without dispute, to all terms and conditions outlined above.

